

ISSUE 29
SPRING 2021

Showcasing Exceptional
work by pupils at Crackley
Hall School and Little
Crackers Nursery

The Minnacle



Welcome

...to issue 29 of the
Crackley Minnacle.

Read on for inspiring examples of work from
Crackley Hall School.

Thanks to Junior 3 for working collaboratively
to create an amazing collage of Romero Britto
inspired self-portraits. Lovely work!

Special thanks to Cat Hardwick for collecting and
sending through all the great work for this lovely
mini mag.

Keep safe everyone.

BE INSPIRED
HELEN PASCOE-WILLIAMS

EDITOR & CO-ORDINATOR OF
THE DA VINCI PROGRAMME

Autumn Colours

R

Following on from our topic of
autumn, five-year-old **Dalilah
Hart** independently created
a wonderful autumnal tree by
selecting orange and yellow
card and used a variety of
cutters to create leaves. She
carefully placed, then glued
them into position, ensuring
that some were falling gently
from the tree. We hope you will
agree that she has beautifully
captured both the feeling and
the colours of this season!

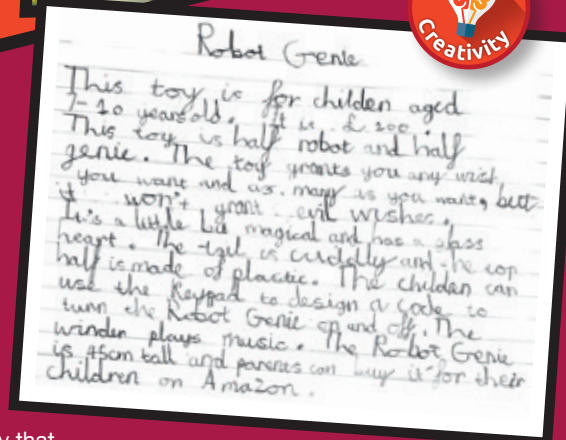
Dalilah earned a Creative
Junior da Vinci.

Dalilah



Creativity

Creativity




J2

Junior 2 pupil
Daiya Nijjar has
been working on a toy that
she would like to market,
called *The Robot Genie*. She
has thought about her target
customer, the overall look and
the price, (not too cheap and
not too expensive). The reason
for her toy is what made this
a special piece of work – *The
Robot Genie* only grants kind
wishes. It has a keypad AND
plays music.

This formed part of our
descriptive writing lesson. Well
done Daiya, a Creative *Junior
da Vinci* awarded.

Daiya



Home Sweet Home

Junior 1 collectively created a display of their houses that were
made in their DT lessons. Each one is individual and unique.
They have been displayed on a 'hillside', with a sandy path at
the front and roads behind. They have each been awarded a
creativity award for their imaginative work.

Creativity

Creativity

Creativity

Creativity

Self portrait by **Beatrice Paizzi**, J3. The medium used was a mix of pastel and paint (resist) and she painted them onto newspaper because this was how the Brazilian artist Romero Britto created his first paintings when he did not have the money for expensive art paper.

Beatrice showed an excellent understanding of the modern pop art style and practised how to create facial features out of simple lines and striking geometric shapes. Her choice of vibrant and contrasting paint colours were expertly applied to create a self-portrait full of both joy and peace.

A Creativity and a Mastery *Junior da Vinci* was awarded to Beatrice Parizzi for her individual portrait.



Beatrice



J3

Arthur Cowell, J3, loves all the Nrich maths challenges and was able to explain his strategy in solving this one to Mrs VanZyl in detail. He is a master mathematician and loves to work on multiplication problems. Using the clues given, Arthur persevered and solved all the missing digits in the 4-digit multiplication challenge!

Arthur



Age 7 to 11

This represents the multiplication of a 4-figure number by 3.

$$\begin{array}{r} \text{*****} \\ \times \quad 3 \\ \hline \text{*****} \end{array}$$

The whole calculation uses each of the digits 0 - 9 once and once only.

The 4-figure number contains three consecutive numbers, which are not in order. The third digit is the sum of two of the consecutive numbers.

The first, third and fifth figures of the five-digit product are three consecutive numbers, again not in order. The second and fourth digits are also consecutive numbers.

Can you replace the stars in the calculation with figures?

Jack




Jack Lawton from J4 has really enjoyed Mrs Clark's art lessons over the last couple of weeks making Roman clay pots. He enjoyed it so much he has made his own one at home. There was a little bit of concern when he said he wanted to scratch the pot, but as you can see it turned out brilliantly.

J4

Amelia Turvey, J4, was asked to write a story showing the skills the class has been learning recently. She has written a brilliant creative narrative incorporating everything Mrs Burley asked of her, mastering the skills needed to write a successful story. She is proving to be a complete whizz with words too and was awarded a full *Junior da Vinci* for her hard work and effort.

Amelia



I was the son of Dion the accellerator every Wednesday he would take me to the theatre of Pompeii. Sit on the steps son and the lesson will be using you in a small part soon. Father told me I sloped up the enormous steps then I sloped and sat on the stone-cold steps for 3 minutes. I enjoyed making the masked accellerator playing things and the straddling clowns, but soon his attention began to wander. SUDDDDDLE! The stone steps creaked, slaps began to rattle and the building quivered.

When I woke up I saw that I was in my bed room, in my cooked bed, it was patch black outside. I waited but carefully slipped my day clothes on and peered out of the door onto the narrow dusty street. All





Mairen



J4

Junior 4 have been exploring the genre of Fairy Tales. After reading different stories and plays, Mairen Steel has taken a well-known character from Aladdin and described them. She has used superb descriptive vocabulary, earning herself a Creative Junior da Vinci. Can you guess who she wrote about?

Character from a Fairy Tale

The appearance of this character has the warmth of the desert wind accompanied by the delicate scent of the flower that bears her name. Her radiant beauty shines like the sparkling stars in the dark blue night sky.

Behind her petite figure and delicate manners there is a determined and independent character. Her dark almond eyes match her long dark hair which is as shiny as the moonlight. Her hair is tied with a turquoise ribbon and a satin headband. She is wearing low-riding sparkling turquoise harem trousers paired with an off-the-shoulder top that leaves the princess' belly button exposed. She has large golden earrings and a matching golden necklace.

READ MORE ON THE CRACKLEY WEBSITE TO FIND OUT WHICH CHARACTER THIS IS...



Rafferty



Junior 6 pupil, Rafferty Jones, has a creative spirit and used it to write and perform his own song. He then listened to advice and comments from his peers to improve his song and then sang it again, much to the delight of his classmates. Rafferty is a keen singer and drummer and regularly performs for people with dementia. Rafferty was awarded a full Junior da Vinci for his song and performance.

J6

Tudors



J5

Junior 5 pupils, Morton Wilcox-Smith and Mya Vincent, created fabulous pieces of work in Seesaw, sharing their newly gained knowledge of the Tudor monarchs and the Tudor period in general. Mya's slideshow included pictures and findings from the research she carried out and she set it, so it moved on automatically. Morton's piece also included pictures and information, laid out well to aid the reader.

Morton



Mya

Fun facts about the Tudors!

- Sugar was fashionable as only the rich people could afford it.
- They ate so much that their teeth went rotten and turned black.
- It ended up becoming fashionable to have black teeth as it showed their wealth.
- You weren't allowed to play sports because in 1522 Henry VII banned ordinary people from playing sports.
- The only time you were allowed was during Christmas.
- They loved music.
- In the Tudor times, they absolutely loved listening to music and going to dances.
- People played instruments and kept practicing in hope that they could become good enough to play in the royal court.

Both were awarded a Creative Junior da Vinci because they were creative with how they presented their findings.

GOLD

J6

Noah



Junior 6 pupil, Noah Cowlshaw has shown he has what it takes to compete with the best and achieved the top score in school for the Primary Maths Challenge. He received a gold award for his efforts and is through to the bonus round. Unfortunately, this has been cancelled due to Covid restrictions. However, he will receive a silver badge from the Primary Maths Challenge instead. He was awarded a full Junior da Vinci for this work.

